

Resourcing our future

John Dell
Chair
Blackburn Diocesan Board of Finance

Blackburn Diocese
The Church of England in Lancashire

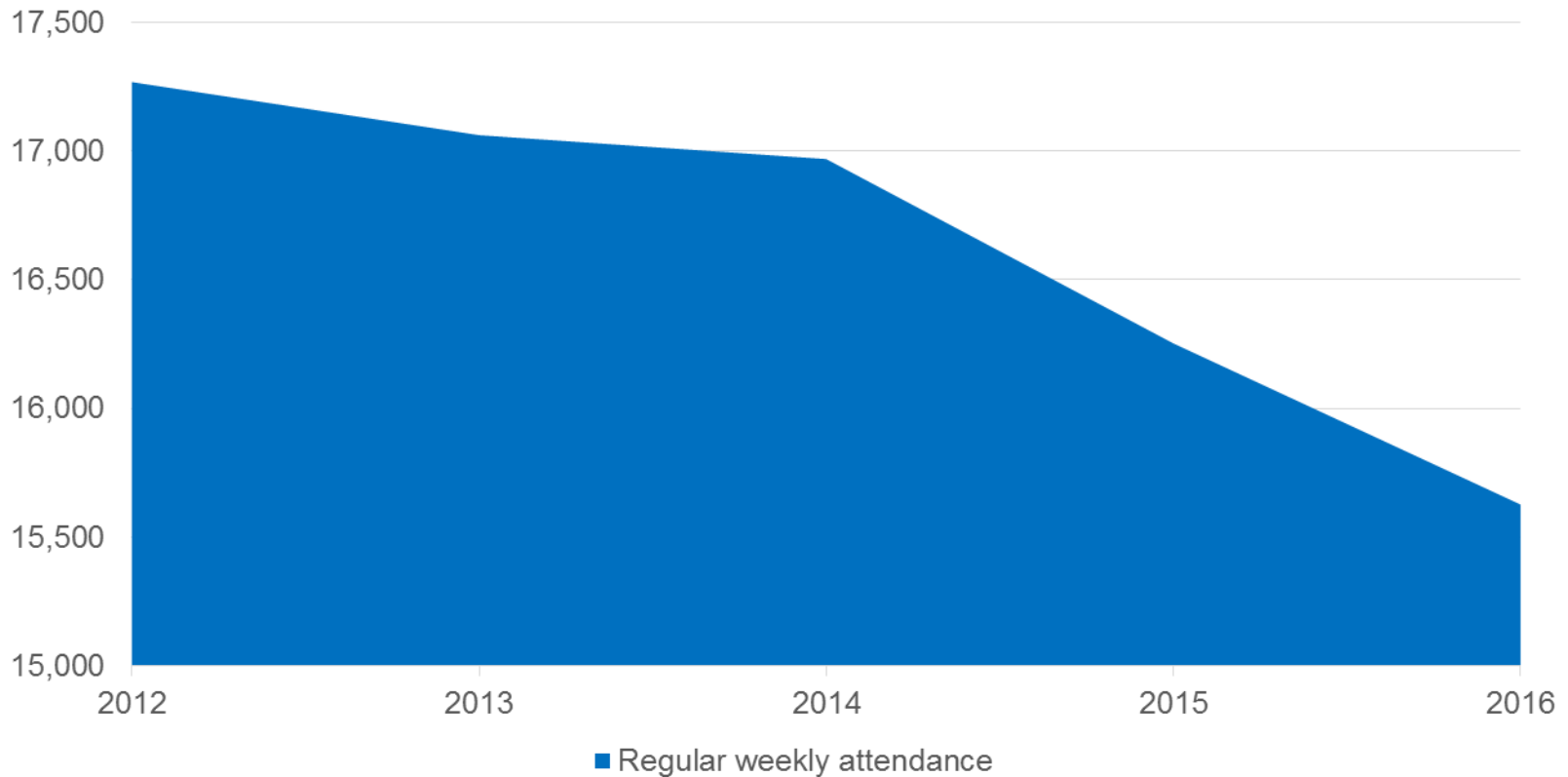


Parish issues

- Giving levels
- Church Attendance
- Age Profile
- Reserves
- Share request



Parish regular weekly attenders



Impact of changes to Regular Weekly Attendance (RWA)

- The total RWA for the Diocese has dropped for another year
- The rolling average RWA for use in calculating the 2018 assessment has dropped by 3.6% compared to the RWA used for 2017 assessments
- The amount requested per RWA is having to rise by 5.6%

Parish issues

- Giving levels
- Church Attendance
- Age profile
- Reserves
- Share request



BUDGET BREAKDOWN

£6m

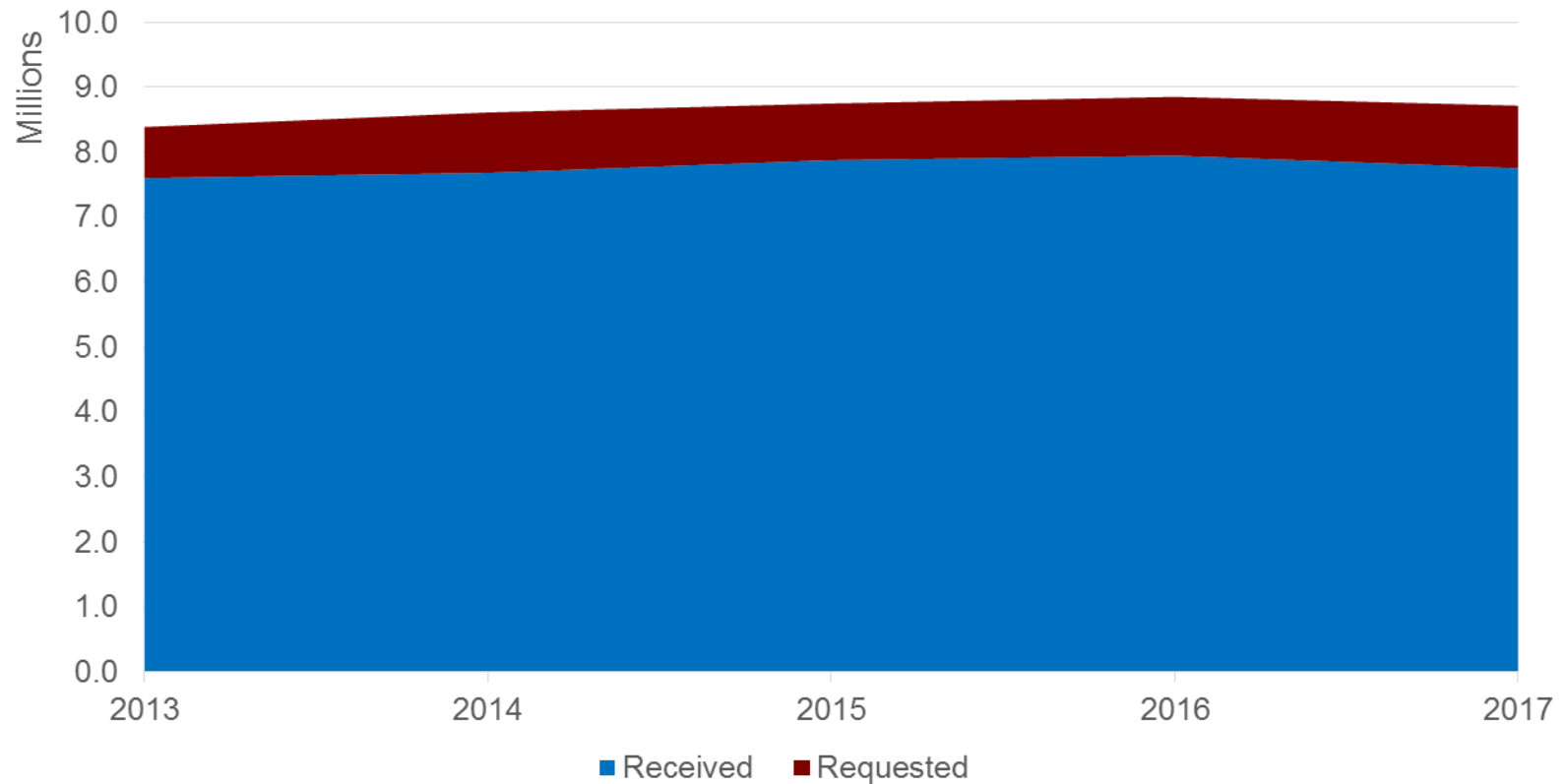
£8m

£10m



| | | | | | |
|----------------------|-----------------|--------------------|------------------------|--|--------------------|
| A | Parish Share | £7,714,456 | E | Parochial Staffing and related costs | £8,262,548 |
| B | DBF Fees* | £590,000 | F | Parochial Training | £759,671 |
| C | Investments | £844,048 | G | National/International costs | £282,620 |
| D | National Church | £1,244,317 | H | Parish Focussed work | £530,452 |
| | | | I | Central Team DBF/DBE* and shared costs | £638,818 |
| | | | J | Governance/Legal and Professional/Committees | £182,574 |
| | | | K | Whalley Abbey (Net costs) | £120,000 |
| Total Income: | | £10,392,821 | Total Expenses: | | £10,776,633 |

Parish Assessment requested and received



Pressures on Parish Assessment Present and Future

- You wouldn't want to start from here!
- National church funding changes
- Additional curates
- Wage/ Stipend inflation
- Housing costs

National Church funding



The screenshot shows the Church of England website's navigation bar with links for 'THE CHURCH OF ENGLAND', 'A STRUCTURE FOR YOU', 'THE ARCHBISHOP OF CANTERBURY', and 'THE ARCHBISHOP OF YORK'. Below the navigation bar is a search box and a menu with 'OUR FAITH', 'LIFE EVENTS', 'FAITH IN ACTION', 'PRAYER AND WORSHIP', 'ABOUT', and 'MORE +'. The breadcrumb trail reads: 'HOME > MORE > DIOCESAN RESOURCES > FUNDING MISSION AND GROWTH > LOWEST INCOME COMMUNITIES FUNDING'. The main heading is 'Lowest Income Communities Funding'. On the left, a sidebar lists 'Diocesan resources' with sub-items: 'Funding mission and growth', 'Strategic Development Funding', 'Lowest Income Communities Funding', and 'The Church and Community Fund'. The main content area features a photograph of a church building with a thatched roof and a steeple, set against a blue sky with white clouds. A few people are visible in the foreground near the church entrance.

Pressures on Parish Assessment Present and Future

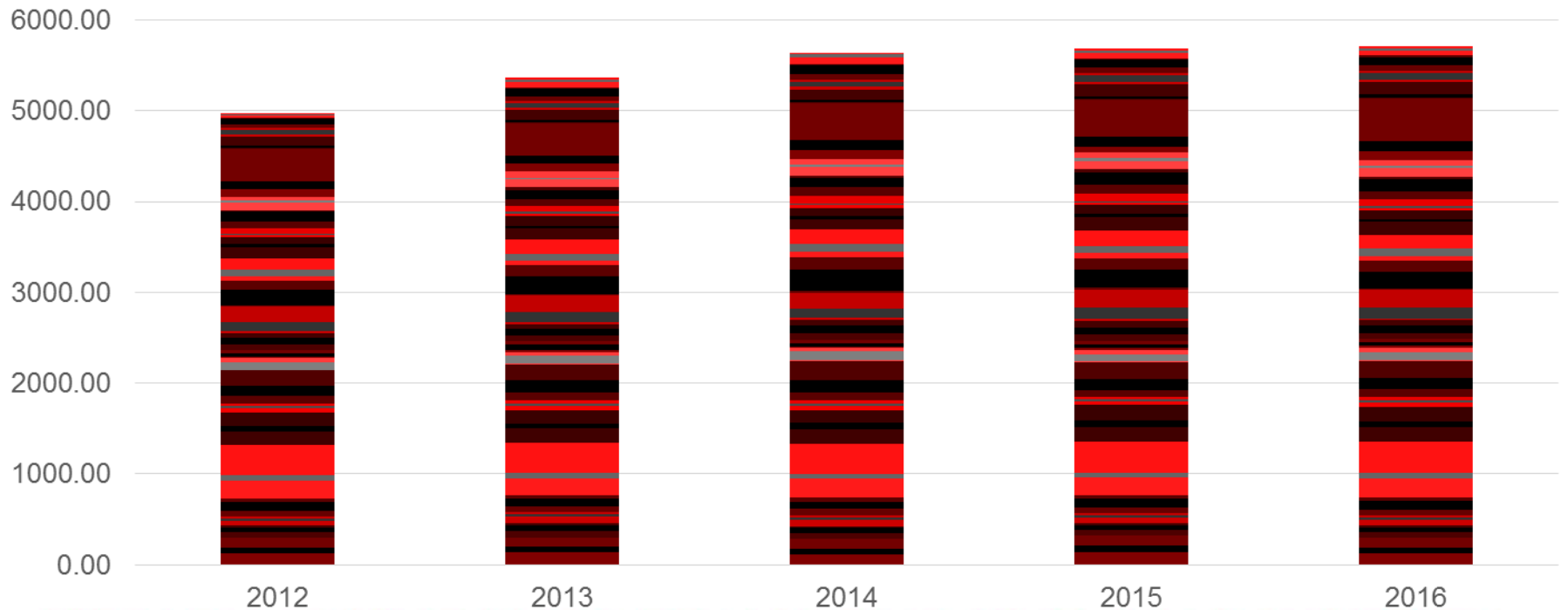
- You wouldn't want to start from here!
- National church funding changes
- Additional curates
- Wage/ Stipend inflation
- Housing costs



It's not all bad news.....

HEALTHY CHURCHES TRANSFORMING COMMUNITIES

Growing parishes



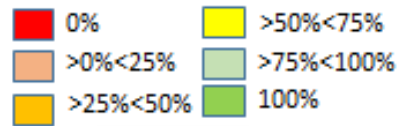
Certificates



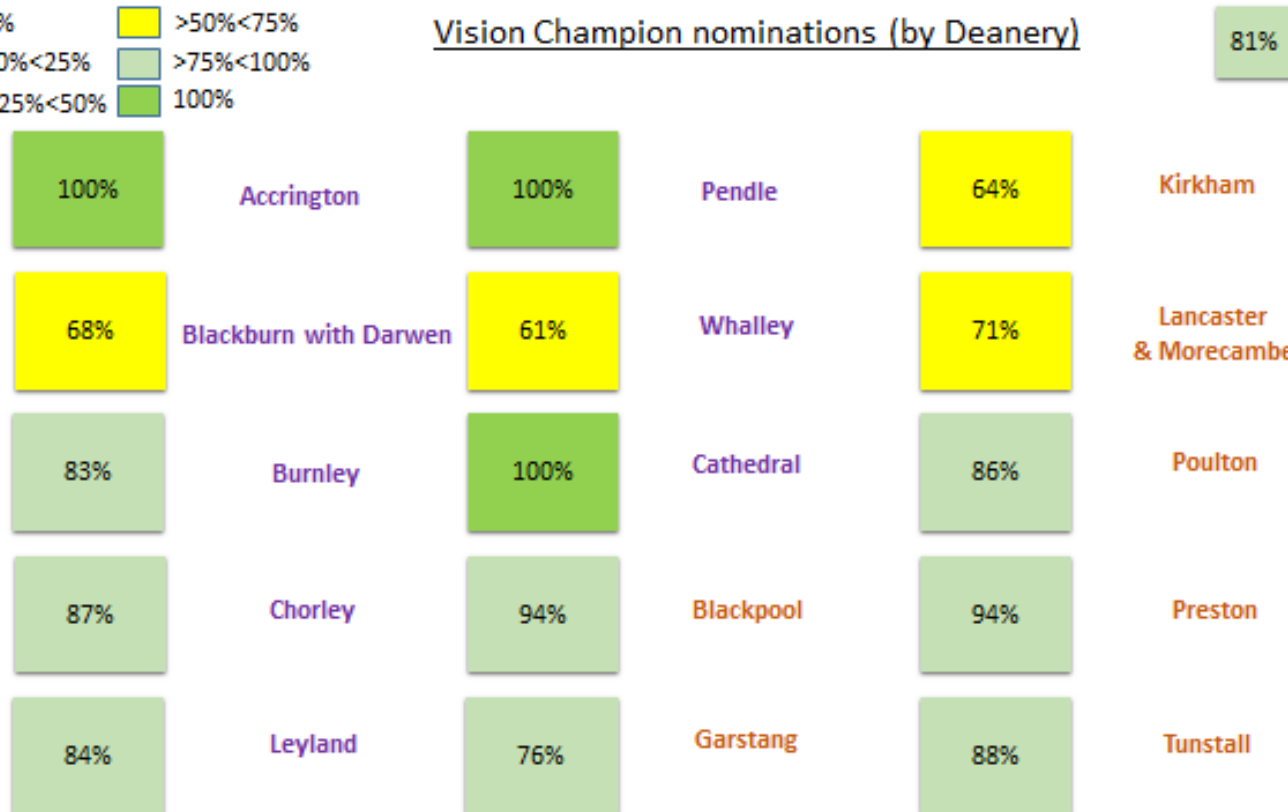
Stewardship



Vision Champions



Vision Champion nominations (by Deanery)





Vision 2026

‘Healthy Churches Transforming Communities’

We desire to make the Good News about Jesus Christ more widely known, because we believe:

- He is the One who brings ‘life in all its fullness’
- Healthy church communities have a positive and transformative impact on our society.

We will work together to achieve this by making disciples of Jesus Christ; being witnesses to Jesus Christ and growing leaders for Jesus Christ

HEALTHY CHURCHES TRANSFORMING COMMUNITIES